


FLAGS AND THEIR MEANINGS FOR DRIVERS

YELLOW FLAG

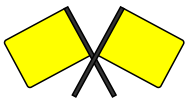
This is a signal of danger and should be shown to drivers in two ways with the following meanings:



Single Waved (During Lapping):

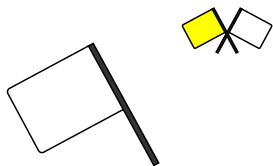
- There is a hazard on or beside the track or in a precarious position
- Reduce your speed. Do not overtake or resume driving at speed until next **MANNED STATION** station without yellow displayed
- Waved at all corner stations and start/finish, known as a full course yellow, requires drivers to proceed at virtual pace-car speed
- Passing is prohibited
- Emergency personnel/vehicles may be working in an immediate impact zone on or off the race course

Double Waved (During Race Only):




- Will be displayed simultaneously at all stations
- Reduce your speed, do not overtake and look for pace car. Once behind the pace car follow the pace car's direction

WHITE FLAG




- Will be waved along with a yellow flag to indicate the immediate presence of a slow-moving vehicle
- Should be waved and is used to indicate to the driver that there is a much slower vehicle on the sector of track controlled by that flag point
- Some sanctioning organizations will display the white flag at start/finish to indicate the last lap of a race

RED FLAG



- The session has been stopped
- All drivers are required to slow down immediately and proceed to the pit lane and be prepared to stop if directed to
- Overtaking is strictly forbidden
- Drivers may be directed to stop at a specific spot on the track and in some cases they may be directed to stop immediately where they are. The red flag will be displayed (simultaneously) at start/finish and at all corners *WAVING*

GREEN FLAG




At Start / Finish:

- Will be waved, to signal the start of a lapping session or to start a race

At the corners:


- Can be used to indicate that the track is clear and may be waved at the flag station immediately after the incident that necessitated the use of the yellow flag
- Indicates that the problem has been cleared and it is once again safe to race on the track

BLACK FLAG



- Will be displayed rolled as a warning to a driver for unsporting conduct. Driver may continue on track, however, another transgression will result in a standing black flag
- Will be displayed standing to a car whose driver has committed a sporting infraction
- Driver must immediately report to the pits for consultation with the Grid Marshal or Senior Driving Coach
- During a race the drivers' number will be displayed along with the black flag

BLACK W/ ORANGE CIRCLE FLAG (MEATBALL)



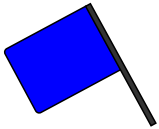
- Warns a driver that their car has a mechanical problem and must immediately return to the pits
- During a race the driver's number will be displayed along with the meatball flag

RED & YELLOW STRIPED FLAG



- Should be shown motionless to inform drivers that there is a deterioration of adhesion due to oil, dirt, debris, or water on the track in the area of and beyond the flag
- This flag should be displayed, for at least (depending on the circumstances) 2 laps unless the surface returns to normal beforehand

BLUE FLAG



- Should normally be waved, as an indication to a driver that he is about to be overtaken
- It has different meanings during lapping or during a race

During lapping:

- Give way to a faster car which has caught and is about to overtake you
- The driver that is being overtaken should keep their line

During a race:

- The flag should normally be shown to a car about to be lapped and, when shown, the lapped driver must allow the following car to pass at the earliest opportunity

CHECKERED FLAG



- Displayed waving at the start/finish. The lapping session or race is over. Cars complete the lap at cool-down speed and exit the track at the Pit Lane