

April Club Racing

Sorted on Laps

Radical SR3

Area 27 4.830 km

Race #1

2024-04-20 14:58

Race started at 15:01:30

Pos	No.	Name	Class	Laps	Diff	Total Tm	Best Tm	Nat/St: Sponsor
1	77	Paul Buchmann	Radical SR3	10		20:31.997	2:02.099	
2	22	Danny Chase	Radical SR3	10	5.749	20:37.746	2:02.405	
3	56	Chris Beith	Radical SR3	10	6.684	20:38.681	2:02.514	
4	93	Andrew Dobbie	Radical SR3	10	24.403	20:56.400	2:03.772	
5	85	Dan Viskari M	Radical SR3	10	31.062	21:03.059	2:03.968	
6	10	Jay Esterer M	Radical SR3	10	31.991	21:03.988	2:04.537	
7	66	Dave Saruk	Radical SR3	10	36.226	21:08.223	2:03.207	
8	32	Sonny Andrews	Radical SR3	10	52.941	21:24.938	2:06.493	
9	80	Max Lytvyn	Radical SR3	10	57.958	21:29.955	2:03.847	
10	339	Reinhold Krahn M	Radical SR3	10	1:15.177	21:47.174	2:08.196	
11	88	Kevin Jung - N	Radical SR3	10	1:16.271	21:48.268	2:07.348	
12	07	John Hughes M	Radical SR3	10	1:28.908	22:00.905	2:08.970	
13	39	Jim Russell M	Radical SR3	10	1:56.973	22:28.970	2:08.924	
DNF	13	Milan Pecaric M	Radical SR3	7	DNF	14:46.566	2:02.619	
DNF	71	Brandon Esterer - N	Radical SR3	2	DNF			
DNF	58	Warren Brown	Radical SR3	0	DNF	3.599		

Margin of Victory	Avg. Speed	Best Lap Tm	Best Speed	Best Lap by
5.749	141.137	2:02.099	142.409	77 - Paul Buchmann

Chief of Timing & Scoring
Race Director

Orbits

www.mylaps.com

Licensed to: Area 27 Motorsports Park

Radical SR3

Area 27 4.830 km

Race #2 – sprint

2024-04-21 12:00

Race started at 12:12:51

Pos	No.	Name	Class	Laps	Diff	Total Tm	Best Tm	Nat/St	Sponsor
1	22	Danny Chase	Radical SR3	8		16:29.620	2:01.639		
2	77	Paul Buchmann	Radical SR3	8	0.333	16:29.953	2:01.207		
3	56	Chris Beith	Radical SR3	8	11.665	16:41.285	2:03.202		
4	93	Andrew Dobbie	Radical SR3	8	13.735	16:43.355	2:03.955		
5	66	Dave Saruk	Radical SR3	8	14.688	16:44.308	2:04.087		
6	80	Max Lytvyn	Radical SR3	8	15.342	16:44.962	2:04.040		
7	32	Sonny Andrews	Radical SR3	8	19.971	16:49.591	2:04.373		
8	58	Warren Brown	Radical SR3	8	27.519	16:57.139	2:04.298		
9	85	Dan Viskari	Radical SR3	8	34.767	17:04.387	2:03.509		
10	339	Reinhold Krahn	Radical SR3	8	48.301	17:17.921	2:07.352		
11	71	Brandon Esterer - N	Radical SR3						
DNF	88	Kevin Jung - N	Radical SR3	6	DNF	12:59.825	2:05.621		
DNF	07	John Hughes	Radical SR3		DNF	1.763			

Not classified

DQ	10	Jay Esterer	Radical SR3	8	DQ	16:43.206	2:03.730		
DNS	39	Jim Russell	Radical SR3		DNS				
DNS	13	Milan Pecaric	Radical SR3		DNS				

Margin of Victory	Avg. Speed	Best Lap Tm	Best Speed	Best Lap by
0.333	140.563	2:01.207	143.457	77 - Paul Buchmann

Chief of Timing & Scoring

Orbits

Race Director

April Club Racing

Sorted on Laps

Radical SR3

Area 27 4.830 km

Race #3 – feature

2024-04-21 14:06

Race started at 14:12:49

Pos	No.	Name	Class	Laps	Diff	Total Tm	Best Tm	Nat/St: Sponsor
1	56	Chris Beith	Radical SR3	14		28:51.086	2:01.761	
2	77	Paul Buchmann	Radical SR3	14	1.194	28:52.280	2:01.123	
3	66	Dave Saruk	Radical SR3	14	28.778	29:19.864	2:04.466	
4	58	Warren Brown	Radical SR3	14	31.381	29:22.467	2:03.793	
5	10	Jay Esterer M	Radical SR3	14	33.233	29:24.319	2:04.264	
6	85	Dan Viskari M	Radical SR3	14	33.997	29:25.083	2:03.747	
7	80	Max Lytvyn	Radical SR3	14	35.494	29:26.580	2:04.020	
8	07	John Hughes M	Radical SR3	14	1:22.452	30:13.538	2:05.265	
9	339	Reinhold Krahn M	Radical SR3	14	1:47.256	30:38.342	2:07.659	
DNF	88	Kevin Jung - N	Radical SR3	12	DNF	25:27.341	2:04.743	
DNF	93	Andrew Dobbie	Radical SR3	8	DNF	16:38.436	2:02.870	
DNF	22	Danny Chase	Radical SR3	2	DNF	4:14.624	2:04.143	
DNF	71	Brandon Esterer - N	Radical SR3		DNF			
Not classified								
DQ	32	Sonny Andrews	Radical SR3	14	DQ	29:22.197	2:04.325	
DNS	39	Jim Russell M	Radical SR3		DNS			
DNS	13	Milan Pecaric M	Radical SR3		DNS			

Margin of Victory	Avg. Speed	Best Lap Tm	Best Speed	Best Lap by
1.194	140.624	2:01.123	143.557	77 - Paul Buchmann

Chief of Timing & Scoring


Orbits

Race Director

www.mylaps.com

Licensed to: Area 27 Motorsports Park

GT Area 27 4.830 km
 Race #1 2024-04-20 15:42
 Race started at 15:51:07



Pos	No.	Name	Class	Laps	Diff	Total Tm	Best Tm	Nat/St: Sponsor
1	57	Brad Clarke	GT27	8		19:37.826	2:25.568	
2	951	Glenn Bottomley	GT27	8	5.274	19:43.100	2:26.084	
3	26	Brad Wendt	GT27	8	17.083	19:54.909	2:26.818	
4	339	Reinhold Krahn	GT27	8	18.615	19:56.441	2:27.406	
5	72	Andrew Darrach	GT27	8	27.372	20:05.198	2:27.943	
6	195	Alan Dickinson	GT27	8	38.862	20:16.688	2:30.379	
7	711	Neal Bottomley	GT27	8	40.319	20:18.145	2:29.972	
8	306	Neil Braun	GT27	8	44.948	20:22.774	2:31.027	
9	68	Ruben de Luna Rodriguez	GT27	8	49.555	20:27.381	2:31.762	
10	252	Chris Sacré - N	GT27	8	1:00.419	20:38.245	2:32.576	
11	9	Mike Potgeiter	GT27	8	1:04.041	20:41.867	2:32.821	
12	77	Robin Liu	GT27	7	1 Lap	20:44.266	2:51.891	
DNF	40g	Riley Martin	GT27		DNF	4.486		
14	49	Pat Hall	GT54	8	1:08.230	20:46.056	2:15.593	
DNF	99	Stuart Dickinson	GT54		DNF			
DNF	37	JF Launier	GT54	5	DNF	13:50.023	2:22.241	
Not classified								
DNS	4	Robert Gritten	GT27		DNS	4.686		
DNS	10	Ron Cridland	GT54		DNS			
DNS	RL61	Jan-Ludwig Beringer	GT27		DNS			

Margin of Victory	Avg. Speed	Best Lap Tm	Best Speed	Best Lap by
5.274	118.102	2:15.593	128.237	49 - Pat Hall

Chief of Timing & Scoring
 Race Director

Orbits


GT

Area 27 4.830 km

Race #2 – sprint

2024-04-21 11:18

Race started at 11:19:57



Pos	No.	Name	Class	Laps	Diff	Total Tm	Best Tm	Nat/St	Sponsor
GT27									
1	57	Brad Clarke	GT27	6		14:34.013	2:24.402		
2	951	Glenn Bottomley	GT27	6	1.500	14:35.513	2:24.405		
3	72	Andrew Darrach	GT27	6	13.655	14:47.668	2:24.770		
4	339	Reinhold Krahn	GT27	6	17.156	14:51.169	2:26.636		
5	711	Neal Bottomley	GT27	6	36.055	15:10.068	2:29.681		
6	306	Neil Braun	GT27	6	40.238	15:14.251	2:30.125		
7	26	Brad Wendt	GT27	6	44.661	15:18.674	2:26.310		
8	9	Mike Potgeiter	GT27	6	44.775	15:18.788	2:30.870		
9	252	Chris Sacré - N	GT27	6	46.292	15:20.305	2:29.872		
10	68	Ruben de Luna Rodriguez	GT27	6	49.079	15:23.092	2:30.554		
11	77	Robin Liu	GT27	6	1:34.899	16:08.912	2:38.363		
DNF	195	Alan Dickinson	GT27	1	DNF	2:35.661	2:31.211		
GT54									
1	49	Pat Hall	GT54	6		14:42.450	2:15.846		
2	16	JF Launier	GT54						


Margin of Victory	Avg. Speed	Best Lap Tm	Best Speed	Best Lap by
1.500	119.367	2:15.846	127.998	49 - Pat Hall

Chief of Timing & Scoring
Race Director

Orbits

GT
 Race #3 – feature
 Race started at 15:35:07

Area 27 4.830 km
 2024-04-21 15:24



Pos	No.	Name	Class	Laps	Diff	Total Tm	Best Tm	Nat/St	Sponsor
-----	-----	------	-------	------	------	----------	---------	--------	---------

GT27									
1	57	Brad Clarke	GT27	12		31:32.451	2:26.197		
2	951	Glenn Bottomley	GT27	12	0.210	31:32.661	2:25.409		
3	339	Reinhold Krahn	GT27	12	13.586	31:46.037	2:26.134		
4	72	Andrew Darrach	GT27	12	14.420	31:46.871	2:26.091		
5	26	Brad Wendt	GT27	12	34.273	32:06.724	2:28.294		
6	195	Alan Dickinson	GT27	12	48.393	32:20.844	2:29.942		
7	711	Neal Bottomley	GT27	12	54.137	32:26.588	2:30.388		
8	306	Neil Braun	GT27	12	1:02.238	32:34.689	2:31.001		
9	9	Mike Potgeiter	GT27	12	1:14.194	32:46.645	2:31.038		
10	252	Chris Sacré - N	GT27	12	1:16.577	32:49.028	2:30.021		
11	68	Ruben de Luna Rodriguez	GT27	12	2:14.161	33:46.612	2:32.378		
12	77	Robin Liu	GT27	12	2:14.842	33:47.293	2:34.048		

GT54									
1	49	Pat Hall	GT54	13		33:48.161	2:18.009		
2	99	Stuart Dickinson	GT54						
DNF	16	JF Launier	GT54	7	DNF	24:14.785	2:18.484		

Margin of Victory	Avg. Speed	Best Lap Tm	Best Speed	Best Lap by
1 Lap	111.453	2:18.009	125.992	49 - Pat Hall

Chief of Timing & Scoring
 Race Director

Orbits

