

GT Area 27 4.830 km

Race 1 2026-05-02 13:35

Race started at 12:40:50

Pos	No.	Name	Class	Laps	Diff	Total Tm	Best Tm
GT27							
1	951	Glenn Bottomley	GT27	8		19:47.517	2:27.236
2	26	Brad Wendt	GT27				
3	92	Sundeepp Uppal	GT27	8	8.061	19:55.578	2:27.493
4	4	Robert Gritten	GT27	8	9.702	19:57.219	2:27.254
5	97	Shawn Coffey	GT27	8	12.722	20:00.239	2:27.901
6	252	Chris Sacré	GT27	7	1 Lap	17:37.287	2:29.593
7	7	Darren Clayton	GT27	7	1 Lap	17:37.905	2:29.181
8	72	Brooke Darrach	GT27	7	1 Lap	17:45.080	2:29.651
9	221	Luca Moore - N	GT27	7	1 Lap	17:46.514	2:29.804
10	107	Uli Jaeckel	GT27	7	1 Lap	17:55.489	2:31.319
11	26B	Bill Wendt	GT27	7	1 Lap	17:56.050	2:30.809
12	14	Calle Mirkowsky	GT27	7	1 Lap	17:56.785	2:30.821
13	19	Neal Bottomley	GT27	7	1 Lap	18:02.015	2:31.418
14	33	Yuro Ihns - N	GT27	7	1 Lap	18:18.679	2:34.018
15	77	Robin Liu	GT27	7	1 Lap	18:22.470	2:35.062
16	42	Ian Kirby - X	GT27	7	1 Lap	18:22.629	2:32.432
17	22	Sophia Leo - N	GT27	7	1 Lap	18:41.315	2:35.050
18	589	Bruce Macfarlane	GT27	7	1 Lap	18:56.119	2:39.596
19	B52	Theo van der Linde - N	GT27	7	1 Lap	19:24.670	2:41.669
20	022	Paul Wong - N	GT27	7	1 Lap	20:16.159	2:39.114
DNF	1	Ron Chan - N	GT27	6	DNF	15:08.169	2:27.124

## Not classified

DNS	9	Mike Potgeiter	GT27		DNS		
-----	---	----------------	------	--	-----	--	--

## GT54

1	89	Peter Spencer	GT54	8		17:34.207	2:09.493
2	17A	Adrian Neill-Hrivik	GT54	8	6.339	17:40.546	2:10.729
3	99	Stuart Dickinson	GT54	8	17.058	17:51.265	2:11.582
4	57	Brad Clarke	GT54	8	17.813	17:52.020	2:12.572
5	7	Andrew Darrach	GT54	8	49.831	18:24.038	2:16.067
6	99A	Ken Mostowich	GT54	8	50.546	18:24.753	2:16.734
7	88	Michael Marich	GT54	8	1:07.219	18:41.426	2:10.780
8	71	Chris Bolt	GT54	8	1:43.093	19:17.300	2:22.523
9	16	Joe Cuzzocrea	GT54	8	1:45.332	19:19.539	2:22.539
10	17	Jeff Hansey - N	GT54	8	1:45.667	19:19.874	2:18.733
11	69	Ron Grendovich	GT54	8	1:56.192	19:30.399	2:24.393

Margin of Victory	Avg. Speed	Best Lap Tm	Best Speed	Best Lap by
6.339	131.951	2:09.493	134.278	89 - Peter Spencer

Chief of Timing &amp; Scoring

Orbits

Race Director

www.mylaps.com

Licensed to: Area 27

Page 1/2


May Club Racing

Sorted on Laps

GT  
Race 1  
Race started at 12:40:50

Area 27 4.830 km

2026-05-02 13:35



Pos	No.	Name	Class	Laps	Diff	Total Tm	Best Tm
12	698	Howie Stevens - N	GT54	7	1 Lap	19:04.333	2:36.625

Margin of Victory	Avg. Speed	Best Lap Tm	Best Speed	Best Lap by
6.339	131.951	2:09.493	134.278	89 - Peter Spencer

Chief of Timing & Scoring  
Race Director

Orbits

GT  
Sprint Race  
Race started at 10:57:39

Area 27 4.830 km

2026-05-03 11:55

Pos	No.	Name	Class	Laps	Diff	Total Tm	Best Tm
GT27							
1	4	Robert Gritten	GT27	6		15:48.532	2:26.385
2	26	Brad Wendt	GT27	6	1.844	15:50.376	2:26.595
3	92	Sundeepp Uppal	GT27	6	2.870	15:51.402	2:26.918
4	97	Shawn Coffey	GT27	6	3.619	15:52.151	2:26.663
5	7	Darren Clayton	GT27				
6	26B	Bill Wendt	GT27	6	18.027	16:06.559	2:29.277
7	252	Chris Sacré	GT27	6	18.884	16:07.416	2:29.188
8	72	Brooke Darrach	GT27	6	19.559	16:08.091	2:29.031
9	1	Ron Chan - N	GT27	6	24.324	16:12.856	2:27.763
10	221	Luca Moore - N	GT27	6	27.002	16:15.534	2:28.871
11	14	Calle Mirkowsky	GT27	6	39.140	16:27.672	2:31.139
12	19	Neal Bottomley	GT27	6	44.196	16:32.728	2:32.501
13	42	Ian Kirby - X	GT27	6	45.594	16:34.126	2:32.865
14	22	Sophia Leo - X	GT27	6	53.265	16:41.797	2:31.355
15	107	Mantoine Olivier	GT27	6	53.771	16:42.303	2:33.871
DNF	951	Glenn Bottomley	GT27	5	DNF	13:18.321	2:26.888
17	33	Yuro Ihns - N	GT27	5	1 Lap	14:14.359	2:34.273
18	589	Bruce Macfarlane	GT27	5	1 Lap	14:33.371	2:41.141
19	022	Paul Wong - N	GT27	5	1 Lap	14:34.077	2:38.832
20	B52	Theo van der Linde - N	GT27	5	1 Lap	14:36.974	2:39.223
DNF	77	Robin Liu	GT27	4	DNF	11:30.305	2:35.431

Not classified

DNS	9	Mike Potgeiter	GT27		DNF		
-----	---	----------------	------	--	-----	--	--

GT54

1	89	Peter Spencer	GT54	6		14:12.379	2:10.377
2	17	Adrian Neill-Hrivik	GT54	6	7.301	14:19.680	2:12.003
3	57	Brad Clarke	GT54	6	12.235	14:24.614	2:12.763
4	99	Stuart Dickinson	GT54	6	12.942	14:25.321	2:12.260
5	10	Trevor Seibert	GT54	6	35.762	14:48.141	2:12.098
6	7	Andrew Darrach	GT54	6	37.383	14:49.762	2:17.520
7	117	Jeff Hansey - X	GT54	6	47.062	14:59.441	2:16.347
8	88	Michael Marich	GT54	6	47.441	14:59.820	2:13.477
9	99A	Ken Mostowich	GT54	6	53.211	15:05.590	2:19.393
10	16	Joe Cuzzocrea	GT54	6	1:09.236	15:21.615	2:21.548
11	71	Chris Bolt	GT54	6	1:23.007	15:35.386	2:24.623

Margin of Victory	Avg. Speed	Best Lap Tm	Best Speed	Best Lap by
7.301	122.396	2:10.377	133.367	89 - Peter Spencer

Chief of Timing &amp; Scoring

Orbits

Race Director


www.mylaps.com

Licensed to: Area 27

Page 1/2

GT  
 Sprint Race  
 Race started at 10:57:39

Area 27 4.830 km  
 2026-05-03 11:55



Pos	No.	Name	Class	Laps	Diff	Total Tm	Best Tm
12	698	Howie Stevens - N	GT54	5	1 Lap	14:24.681	2:33.693
DNF	69	Ron Grendovich	GT54		DNF	59.835	

Margin of Victory	Avg. Speed	Best Lap Tm	Best Speed	Best Lap by
7.301	122.396	2:10.377	133.367	89 - Peter Spencer

Chief of Timing & Scoring  
 Race Director

Orbits

GT Area 27 4.830 km

Feature Race

2026-05-03 15:20

Race started at 14:21:57

Pos	No.	Name	Class	Laps	Diff	Total Tm	Best Tm
GT27							
1	4	Robert Gritten	GT27	13		34:06.330	2:26.977
2	26	Brad Wendt	GT27	12	1 Lap	31:37.551	2:26.620
3	1	Ron Chan - N	GT27	12	1 Lap	32:05.811	2:27.702
4	221	Luca Moore - N	GT27	12	1 Lap	32:06.326	2:28.965
5	26B	Bill Wendt	GT27	12	1 Lap	32:08.491	2:29.034
6	252	Chris Sacré	GT27	12	1 Lap	32:09.282	2:29.444
7	7	Darren Clayton	GT27	12	1 Lap	32:17.314	2:28.656
8	97	Shawn Coffey	GT27	12	1 Lap	32:26.645	2:27.698
9	14	Calle Mirkowsky	GT27	12	1 Lap	32:31.234	2:30.913
10	107	Mantoine Olivier	GT27	12	1 Lap	32:49.520	2:33.251
11	19	Glenn Bottomley	GT27	12	1 Lap	33:12.161	2:34.422
12	33	Yuro Ihns - N	GT27	12	1 Lap	33:12.542	2:33.885
13	42	Ian Kirby - X	GT27	12	1 Lap	33:12.964	2:34.347
14	22	Sophia Leo - X	GT27	12	1 Lap	33:14.751	2:32.264
15	022	Paul Wong - N	GT27	12	1 Lap	33:31.410	2:35.174
16	589	Bruce Macfarlane	GT27	12	1 Lap	34:02.925	2:40.518
17	B52	Theo van der Linde - N	GT27	12	1 Lap	34:14.888	2:38.204
18	77	Robin Liu	GT27	11	2 Laps	31:45.056	2:38.608
DNF	92	Sundeep Uppal	GT27	6	DNF	16:54.260	2:27.749
DNF	72	Brooke Darrach	GT27	4	DNF	12:01.531	2:29.915

## Not classified

DNS	9	Mike Potgeiter	GT27		DNF		
DNS	19	Neal Bottomley	GT27		DNF		

## GT54

1	10	Trevor Seibert	GT54	13		31:35.745	2:12.267
2	89	Peter Spencer	GT54	13	3.095	31:38.840	2:10.620
3	57	Brad Clarke	GT54	13	9.429	31:45.174	2:12.277
4	88	Michael Marich	GT54	13	19.254	31:54.999	2:10.720
5	117	Jeff Hansey - X	GT54	13	58.735	32:34.480	2:17.071
6	99A	Ken Mostowich	GT54	13	1:04.427	32:40.172	2:17.088
7	71	Chris Bolt	GT54	13	1:21.276	32:57.021	2:18.444
DNF	17	Adrian Neill-Hrivik	GT54	10	DNF	24:53.022	2:11.240
DNF	99	Stuart Dickinson	GT54	5	DNF	13:50.210	2:13.583
DNF	16	Joe Cuzzocrea	GT54	3	DNF	9:27.621	2:31.241
DNF	69	Ron Grendovich	GT54		DNF	45.607	


Margin of Victory	Avg. Speed	Best Lap Tm	Best Speed	Best Lap by
3.095	119.238	2:10.620	133.119	89 - Peter Spencer

Chief of Timing &amp; Scoring

Orbits

Race Director

GT Area 27 4.830 km  
 Feature Race 2026-05-03 15:20  
 Race started at 14:21:57



Pos	No.	Name	Class	Laps	Diff	Total Tm	Best Tm
Not classified							
DNS	7	Andrew Darrach	GT54		DNS		
DNS	698	Howie Stevens - N	GT54		DNS		

Margin of Victory	Avg. Speed	Best Lap Tm	Best Speed	Best Lap by
3.095	119.238	2:10.620	133.119	89 - Peter Spencer

Chief of Timing & Scoring

Orbits

Race Director

May Club Racing

Sorted on Laps


Radical SR3

Area 27 4.830 km

Race 1

2026-05-02 15:00

Race started at 13:59:12



Pos	No.	Name	Class	Laps	Diff	Total Tm	Best Tm
1	1	Paul Buchmann	Radical SR3	10		23:02.547	2:03.207
2	22	Danny Chase	Radical SR3	10	0.510	23:03.057	2:03.071
3	399	Mitchell Cooper	Radical SR3	10	11.217	23:13.764	2:03.997
4	58	Warren Brown	Radical SR3	10	11.961	23:14.508	2:04.236
5	56	Chris Beith	Radical SR3	10	13.157	23:15.704	2:03.733
6	80	Max Lytvyn	Radical SR3	10	23.146	23:25.693	2:03.676
7	6	Sonny Andrews	Radical SR3	10	25.682	23:28.229	2:05.088
8	38	Sydney Cassels	Radical SR3	10	26.125	23:28.672	2:04.802
9	85	Dan Viskari	Radical SR3 Masters	10	44.132	23:46.679	2:06.466
10	68	Will Lin	Radical SR3	10	45.248	23:47.795	2:06.529
11	8	John Hughes	Radical SR3 Masters	10	45.442	23:47.989	2:06.303
12	9	Jaysen Inverarity	Radical SR3 Masters	10	53.186	23:55.733	2:05.833
13	88	Kevin Jung	Radical SR3	10	53.616	23:56.163	2:04.926
14	66	Dave Saruk	Radical SR3 Masters	10	54.894	23:57.441	2:04.686
15	05	Mike Heppell	Radical SR3 Masters	10	59.919	24:02.466	2:05.521
16	47	Brian Archer	Radical SR3 Masters	10	1:13.845	24:16.392	2:07.057
17	339	Kees Nierop	Radical SR3 Masters	10	1:15.727	24:18.274	2:08.865
18	53	Peter Fahlman	Radical SR3 Masters	10	1:34.264	24:36.811	2:10.650
19	16	Brad Wray	Radical SR3 Masters	10	1:37.762	24:40.309	2:11.268
20	96	Jonathan Kirby - X	Radical SR3	10	1:38.590	24:41.137	2:11.128

Not classified

DNS	02	Peter Marr	Radical SR3 Masters		DNS		
-----	----	------------	---------------------	--	-----	--	--

Margin of Victory	Avg. Speed	Best Lap Tm	Best Speed	Best Lap by
0.510	125.768	2:03.071	141.284	22 - Danny Chase

Chief of Timing & Scoring

Orbits

Race Director

www.mylaps.com

Licensed to: Area 27

Radical SR3

Area 27 4.830 km

Race 1

2026-05-02 15:00

Race started at 13:59:12

Pos	No.	Name	Class	Laps	Diff	Total Tm	Best Tm
Radical SR3							
1	1	Paul Buchmann	Radical SR3	10		23:02.547	2:03.207
2	22	Danny Chase	Radical SR3	10	0.510	23:03.057	2:03.071
3	399	Mitchell Cooper	Radical SR3	10	11.217	23:13.764	2:03.997
4	58	Warren Brown	Radical SR3	10	11.961	23:14.508	2:04.236
5	56	Chris Beith	Radical SR3	10	13.157	23:15.704	2:03.733
6	80	Max Lytvyn	Radical SR3	10	23.146	23:25.693	2:03.676
7	6	Sonny Andrews	Radical SR3	10	25.682	23:28.229	2:05.088
8	38	Sydney Cassels	Radical SR3	10	26.125	23:28.672	2:04.802
9	68	Will Lin	Radical SR3	10	45.248	23:47.795	2:06.529
10	88	Kevin Jung	Radical SR3	10	53.616	23:56.163	2:04.926
11	96	Jonathan Kirby - X	Radical SR3	10	1:38.590	24:41.137	2:11.128

## Radical SR3 Masters

1	85	Dan Viskari	Radical SR3 Masters	10		23:46.679	2:06.466
2	8	John Hughes	Radical SR3 Masters	10	1.310	23:47.989	2:06.303
3	9	Jaysen Inverarity	Radical SR3 Masters	10	9.054	23:55.733	2:05.833
4	66	Dave Saruk	Radical SR3 Masters	10	10.762	23:57.441	2:04.686
5	05	Mike Heppell	Radical SR3 Masters	10	15.787	24:02.466	2:05.521
6	47	Brian Archer	Radical SR3 Masters	10	29.713	24:16.392	2:07.057
7	339	Kees Nierop	Radical SR3 Masters	10	31.595	24:18.274	2:08.865
8	53	Peter Fahlman	Radical SR3 Masters	10	50.132	24:36.811	2:10.650
9	16	Brad Wray	Radical SR3 Masters	10	53.630	24:40.309	2:11.268

## Not classified

DNS	02	Peter Marr	Radical SR3 Masters		DNS		
-----	----	------------	---------------------	--	-----	--	--

Margin of Victory	Avg. Speed	Best Lap Tm	Best Speed	Best Lap by
0.510	125.768	2:03.071	141.284	22 - Danny Chase

Chief of Timing &amp; Scoring

Orbits

Race Director

May Club Racing

Sorted on Laps

Radical SR3

Area 27 4.830 km

Sprint Race

2026-05-03 11:15

Race started at 10:16:10

Pos	No.	Name	Class	Laps	Diff	Total Tm	Best Tm
1	1	Paul Buchmann	Radical SR3	8		17:31.849	2:02.866
2	22	Danny Chase	Radical SR3	8	5.682	17:37.531	2:02.590
3	399	Mitchell Cooper	Radical SR3	8	6.530	17:38.379	2:02.811
4	56	Chris Beith	Radical SR3	8	23.923	17:55.772	2:03.339
5	58	Warren Brown	Radical SR3	8	25.311	17:57.160	2:05.490
6	80	Max Lytvyn	Radical SR3	8	26.869	17:58.718	2:04.462
7	68	Will Lin	Radical SR3	8	30.152	18:02.001	2:05.399
8	66	Dave Saruk	Radical SR3 Masters	8	30.994	18:02.843	2:05.034
9	9	Jaysen Inverarity	Radical SR3 Masters	8	31.198	18:03.047	2:04.752
10	6	Sonny Andrews	Radical SR3	8	32.904	18:04.753	2:05.212
11	88	Kevin Jung	Radical SR3	8	33.225	18:05.074	2:05.112
12	05	Mike Heppell	Radical SR3 Masters	8	33.716	18:05.565	2:05.062
13	13	Milan Pecaric	Radical SR3 Masters	8	42.185	18:14.034	2:06.039
14	339	Kees Nierop	Radical SR3 Masters	8	45.455	18:17.304	2:06.315
15	47	Brian Archer	Radical SR3 Masters	8	45.721	18:17.570	2:06.803
16	53	Peter Fahlman	Radical SR3 Masters	8	1:04.950	18:36.799	2:08.997
17	96	Jonathan Kirby - X	Radical SR3	8	1:07.680	18:39.529	2:09.527
18	8	John Hughes	Radical SR3 Masters	8	1:18.569	18:50.418	2:06.178
19	16	Brad Wray	Radical SR3 Masters	8	1:20.128	18:51.977	2:11.227
DNF	85	Dan Viskari	Radical SR3 Masters	1	DNF	3:17.091	2:13.321

Not classified

DNF	38	Sydney Cassels	Radical SR3		DNF	
DNF	02	Peter Marr	Radical SR3 Masters		DNF	
DNF	21	Cameron Cassels	Radical SR3 Masters		DNF	

Margin of Victory	Avg. Speed	Best Lap Tm	Best Speed	Best Lap by
5.682	132.247	2:02.590	141.839	22 - Danny Chase

Chief of Timing & Scoring

Orbits

Race Director

www.mylaps.com  
Licensed to: Area 27

Radical SR3

Area 27 4.830 km

Sprint Race

2026-05-03 11:15

Race started at 10:16:10

Pos	No.	Name	Class	Laps	Diff	Total Tm	Best Tm
Radical SR3							
1	1	Paul Buchmann	Radical SR3	8		17:31.849	2:02.866
2	22	Danny Chase	Radical SR3	8	5.682	17:37.531	2:02.590
3	399	Mitchell Cooper	Radical SR3	8	6.530	17:38.379	2:02.811
4	56	Chris Beith	Radical SR3	8	23.923	17:55.772	2:03.339
5	58	Warren Brown	Radical SR3	8	25.311	17:57.160	2:05.490
6	80	Max Lytvyn	Radical SR3	8	26.869	17:58.718	2:04.462
7	68	Will Lin	Radical SR3	8	30.152	18:02.001	2:05.399
8	6	Sonny Andrews	Radical SR3	8	32.904	18:04.753	2:05.212
9	88	Kevin Jung	Radical SR3	8	33.225	18:05.074	2:05.112
10	96	Jonathan Kirby - X	Radical SR3	8	1:07.680	18:39.529	2:09.527

Not classified

DNS	38	Sydney Cassels	Radical SR3		DNS		
-----	----	----------------	-------------	--	-----	--	--

Radical SR3 Masters

1	66	Dave Saruk	Radical SR3 Masters	8		18:02.843	2:05.034
2	9	Jaysen Inverarity	Radical SR3 Masters	8	0.204	18:03.047	2:04.752
3	05	Mike Heppell	Radical SR3 Masters	8	2.722	18:05.565	2:05.062
4	13	Milan Pecaric	Radical SR3 Masters	8	11.191	18:14.034	2:06.039
5	339	Kees Nierop	Radical SR3 Masters	8	14.461	18:17.304	2:06.315
6	47	Brian Archer	Radical SR3 Masters	8	14.727	18:17.570	2:06.803
7	53	Peter Fahlman	Radical SR3 Masters	8	33.956	18:36.799	2:08.997
8	8	John Hughes	Radical SR3 Masters	8	47.575	18:50.418	2:06.178
9	16	Brad Wray	Radical SR3 Masters	8	49.134	18:51.977	2:11.227
DNF	85	Dan Viskari	Radical SR3 Masters	1	DNF	3:17.091	2:13.321

Not classified

DNS	02	Peter Marr	Radical SR3 Masters		DNS		
DNS	21	Cameron Cassels	Radical SR3 Masters		DNS		

Margin of Victory	Avg. Speed	Best Lap Tm	Best Speed	Best Lap by
5.682	132.247	2:02.590	141.839	22 - Danny Chase

Chief of Timing &amp; Scoring

Orbits

Race Director

May Club Racing

Sorted on Laps

Radical SR3

Area 27 4.830 km

Feature Race

2026-05-03 13:55

Race started at 12:56:39

Pos	No.	Name	Class	Laps	Diff	Total Tm	Best Tm
1	1	Paul Buchmann	Radical SR3	14		31:15.456	2:04.462
2	399	Mitchell Cooper	Radical SR3	14	8.136	31:23.592	2:04.926
3	56	Chris Beith	Radical SR3	14	8.430	31:23.886	2:04.874
4	22	Danny Chase	Radical SR3	14	21.627	31:37.083	2:04.202
5	66	Dave Saruk	Radical SR3 Master:	14	21.855	31:37.311	2:05.383
6	9	Jaysen Inverarity	Radical SR3 Master:	14	22.664	31:38.120	2:05.642
7	88	Kevin Jung	Radical SR3	14	23.243	31:38.699	2:05.678
8	47	Brian Archer	Radical SR3 Master:	14	39.491	31:54.947	2:05.814
9	6	Sonny Andrews	Radical SR3	14	39.920	31:55.376	2:05.361
10	339	Kees Nierop	Radical SR3 Master:	14	46.046	32:01.502	2:07.040
11	80	Max Lytvyn	Radical SR3	14	55.974	32:11.430	2:05.620
12	8	John Hughes	Radical SR3 Master:	14	1:02.861	32:18.317	2:07.869
13	16	Brad Wray	Radical SR3 Master:	14	1:20.109	32:35.565	2:08.300
14	05	Mike Heppell	Radical SR3 Master:	14	1:20.310	32:35.766	2:04.811
15	96	Jonathan Kirby - X	Radical SR3	14	1:32.726	32:48.182	2:09.735
DNF	58	Warren Brown	Radical SR3	11	DNF	25:00.548	2:05.068
DNF	68	Will Lin	Radical SR3	7	DNF	16:55.406	2:06.686
DNF	02	Peter Marr	Radical SR3 Master:	4	DNF	11:42.393	2:24.599

Not classified

DNS	38	Sydney Cassels	Radical SR3		DNF		
DNS	13	Milan Pecaric	Radical SR3 Master:		DNF		
DNS	21	Cameron Cassels	Radical SR3 Master:		DNF		
DNS	53	Peter Fahlman	Radical SR3 Master:		DNF		
DNS	85	Dan Viskari	Radical SR3 Master:		DNF		

Margin of Victory	Avg. Speed	Best Lap Tm	Best Speed	Best Lap by
8.136	129.799	2:04.202	139.998	22 - Danny Chase

Chief of Timing & Scoring

Orbits

Race Director

www.mylaps.com

Licensed to: Area 27


Radical SR3

Area 27 4.830 km

Feature Race

2026-05-03 13:55

Race started at 12:56:39



Pos	No.	Name	Class	Laps	Diff	Total Tm	Best Tm
Radical SR3							
1	1	Paul Buchmann	Radical SR3	14		31:15.456	2:04.462
2	399	Mitchell Cooper	Radical SR3	14	8.136	31:23.592	2:04.926
3	56	Chris Beith	Radical SR3	14	8.430	31:23.886	2:04.874
4	22	Danny Chase	Radical SR3	14	21.627	31:37.083	2:04.202
5	88	Kevin Jung	Radical SR3	14	23.243	31:38.699	2:05.678
6	6	Sonny Andrews	Radical SR3	14	39.920	31:55.376	2:05.361
7	80	Max Lytvyn	Radical SR3	14	55.974	32:11.430	2:05.620
8	96	Jonathan Kirby - X	Radical SR3	14	1:32.726	32:48.182	2:09.735
DNF	58	Warren Brown	Radical SR3	11	DNF	25:00.548	2:05.068
DNF	68	Will Lin	Radical SR3	7	DNF	16:55.406	2:06.686

Not classified

DNS	38	Sydney Cassels	Radical SR3		DNF		
-----	----	----------------	-------------	--	-----	--	--

Radical SR3 Masters

1	66	Dave Saruk	Radical SR3 Master:	14		31:37.311	2:05.383
2	9	Jaysen Inverarity	Radical SR3 Master:	14	0.809	31:38.120	2:05.642
3	47	Brian Archer	Radical SR3 Master:	14	17.636	31:54.947	2:05.814
4	339	Kees Nierop	Radical SR3 Master:	14	24.191	32:01.502	2:07.040
5	8	John Hughes	Radical SR3 Master:	14	41.006	32:18.317	2:07.869
6	16	Brad Wray	Radical SR3 Master:	14	58.254	32:35.565	2:08.300
7	05	Mike Heppell	Radical SR3 Master:	14	58.455	32:35.766	2:04.811
DNF	02	Peter Marr	Radical SR3 Master:	4	DNF	11:42.393	2:24.599

Not classified

DNS	13	Milan Pecaric	Radical SR3 Master:		DNF		
DNS	21	Cameron Cassels	Radical SR3 Master:		DNF		
DNS	53	Peter Fahlman	Radical SR3 Master:		DNF		
DNS	85	Dan Viskari	Radical SR3 Master:		DNF		

Margin of Victory	Avg. Speed	Best Lap Tm	Best Speed	Best Lap by
8.136	129.799	2:04.202	139.998	22 - Danny Chase

Chief of Timing & Scoring

Orbits

Race Director